

In this booklet you will find something to sing, something to read, something to listen to, something to make, something to colour, something to look for, something to cut, something to trace and something to draw.

Enjoy exploring BOATS

I would love to see the wonderful work you are doing at home so please share it and any feedback

email photos and feedback to - janet.gordon@goulburn.nsw.gov.au

or SaCC coordinator Alan Caldow - alan.Caldow1@det.nsw.edu.au

Please share with your friends and encourage them to join us at Playgroup when we are back to normal.

Check out Goulburn Regional Art Gallery's website and have a look at the Education Kits for current and past exhibitions, Home Series: Art Teenies and Home Series: Afternoon Art Club

<https://goulburnregionalartgallery.com.au/education/resources>



Artwork by Hollie

Something to SING


A SAILOR WENT TO SEA SEA SEA

A sailor went to sea sea sea
To see what he could see see see
But all that he could see see see
Was the bottom of the deep blue sea sea sea

A sailor went to chop chop chop chop
To see what he could chop chop chop
But all that he could chop chop chop
Was the bottom of the deep blue chop chop chop

A sailor went to knee knee knee
To see what he could knee knee knee
But all that he could knee knee knee
Was the bottom of the deep blue knee knee knee

A sailor went to see chop knee
To see what he could see chop knee
But all that he could see chop knee
Was the bottom of the deep blue see chop knee



WAVES IN THE SEA

(tune: Wheels on the bus)

The waves in the sea go

Up and down

Up and down

Up and down

The waves in the sea go

Up and down

All day long

The boats in the sea go

Toot, toot, toot

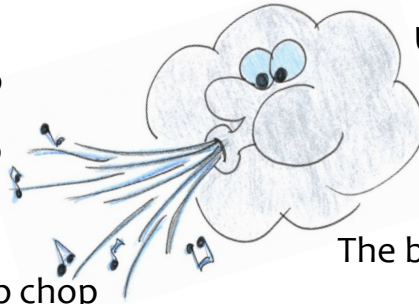
Toot, toot, toot

Toot, toot, toot

The boats in the sea go

Toot, toot, toot

All day long



ROW ROW ROW YOUR BOAT

Row, row, row your boat

Gently down the stream

Merrily, merrily, merrily, merrily

Life is but a dream

Row, row, row your boat


Gently down the stream

If you see a crocodile


Don't forget to scream

Something to READ

EBooks (available through BorrowBox)




The Little Pig
By Judy Dunn




Little Lucy
By Ilene Cooper

Books



Row, Row, Row Your Boat
By Matt Shanks


Boats : Fast & Slow
By Iris Volant




Maisy's Boat
By Lucy Cousins



On a Boat
By Sorrel Pitts




The Boat Race and Little Bear's dragon
By Jane Hissey



Goulburn Mulwarree Library and Upper Lachlan Libraries (Crookwell and Gunning) are open again. There are still some restrictions that need to be followed. See Library websites for changes and opening hours.

Something to LISTEN TO

E Audiobooks (available through BorrowBox)

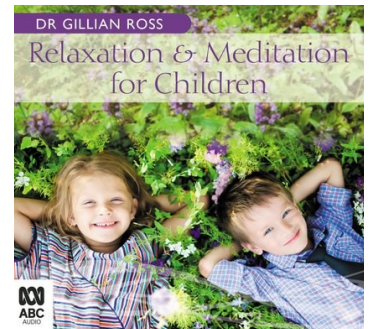


The Alison Lester Collection


By Alison Lester

Relaxation and Meditation for Children

By Dr Gillian Ross



Audiobooks




The Big Mog Collection

By Judith Kerr

The Toe Cheese Chimple
Alien in my Belly Button: 1

By Jimmy Mars




The Enchanted Wood

Faraway tree series: 1

By Enid Blyton

The Lisa Shanahan Story Collection

By Lisa Shanahan



BorrowBox is available through Goulburn Mulwarree Library and Upper Lachlan Shire Libraries. You can read and listen to your stories via an app on smartphones, Apple or Android tablets, and on PCs.

<https://www.gmlibrary.com.au/Online-Resources/BorrowBox.aspx>

<https://www.upperlachlan.nsw.gov.au/community/library/digital-collections>


If you're not a member of these libraries, you can join online and get access to BorrowBox

<https://goulburn.spydus.com/cgi-bin/spydus.exe/MSGTRN/WPAC/JOIN>

<https://upperlachlan.spydus.com/cgi-bin/spydus.exe/MSGTRN/WPAC/JOIN>


Something to MAKE

RECYCLED BOAT




You will need:

- * Empty and washed milk bottle or juice carton or plastic fruit/veg container
- * Straw
- * Paper or sail templates
- * Playdough or blue tack
- * Scissors
- * Sticky Tape
- * Textas or pencils



- 1) Cut milk bottle or juice carton in half length ways (mum or dad will need to help you). If using fruit/veg container that has a lid, cut lid off.
- 2) Decorate the sail templates or draw your own sails and cut them out. For the rectangle sails, cut along the two little lines and put a straw through them. For the triangle sails, sticky tape them to a straw.



- 3) Draw a captain for you boat and cut around him.
- 4) Put a little piece of playdough or blue tack in the bottom of your boat and stick the straw in it.
- 5) Now sail away!


* I needed to move my captain around a little to help my boat balance and float *




Something to MAKE

RECYCLED BOAT

Sail template



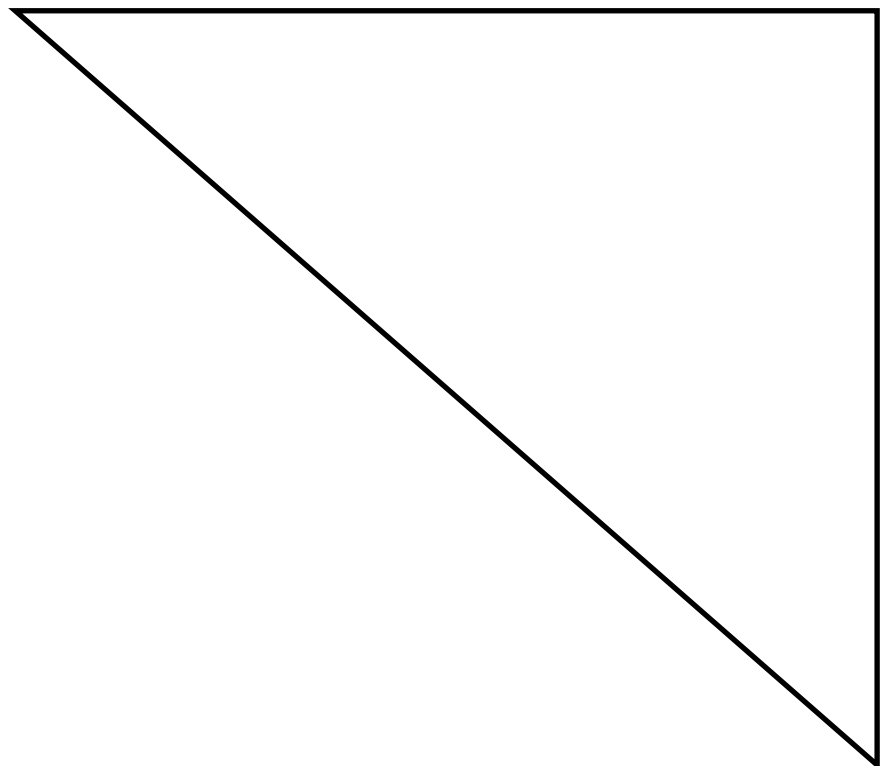
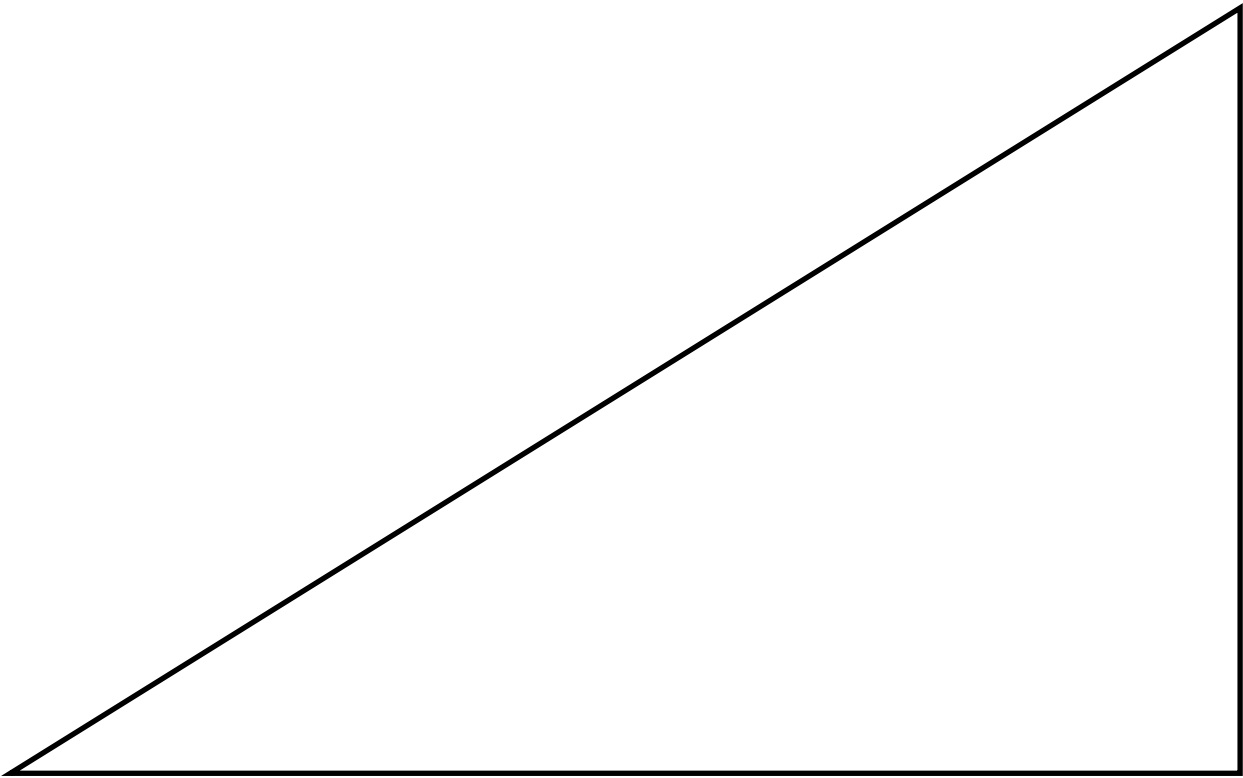
Cut along the two little lines in the sail



Something to MAKE

RECYCLED BOAT

Sail template



Something to MAKE

Playdough recipe

2 cups flour

1 cup salt

2 tablespoons cream of tartar

2 tablespoons oil

2 cups boiling water

Food colouring




- ⇒ Put all dry ingredients into a bowl and mix
- ⇒ Add oil and food colouring - do not mix (will make clumps)
- ⇒ Add boiling water and mix until combined. The playdough will start cooking at this stage, the hotter the water the better
- ⇒ Let sit for approx. 5 minutes with a tea towel covering the bowl
- ⇒ Knead on bench top. Playdough may be a little sticky at first but as you knead it will come good
- ⇒ Don't add more flour unless playdough is VERY sticky



- ⇒ Keep in an air tight container, should last a couple of weeks

Something to COLOUR




Something to LOOK FOR

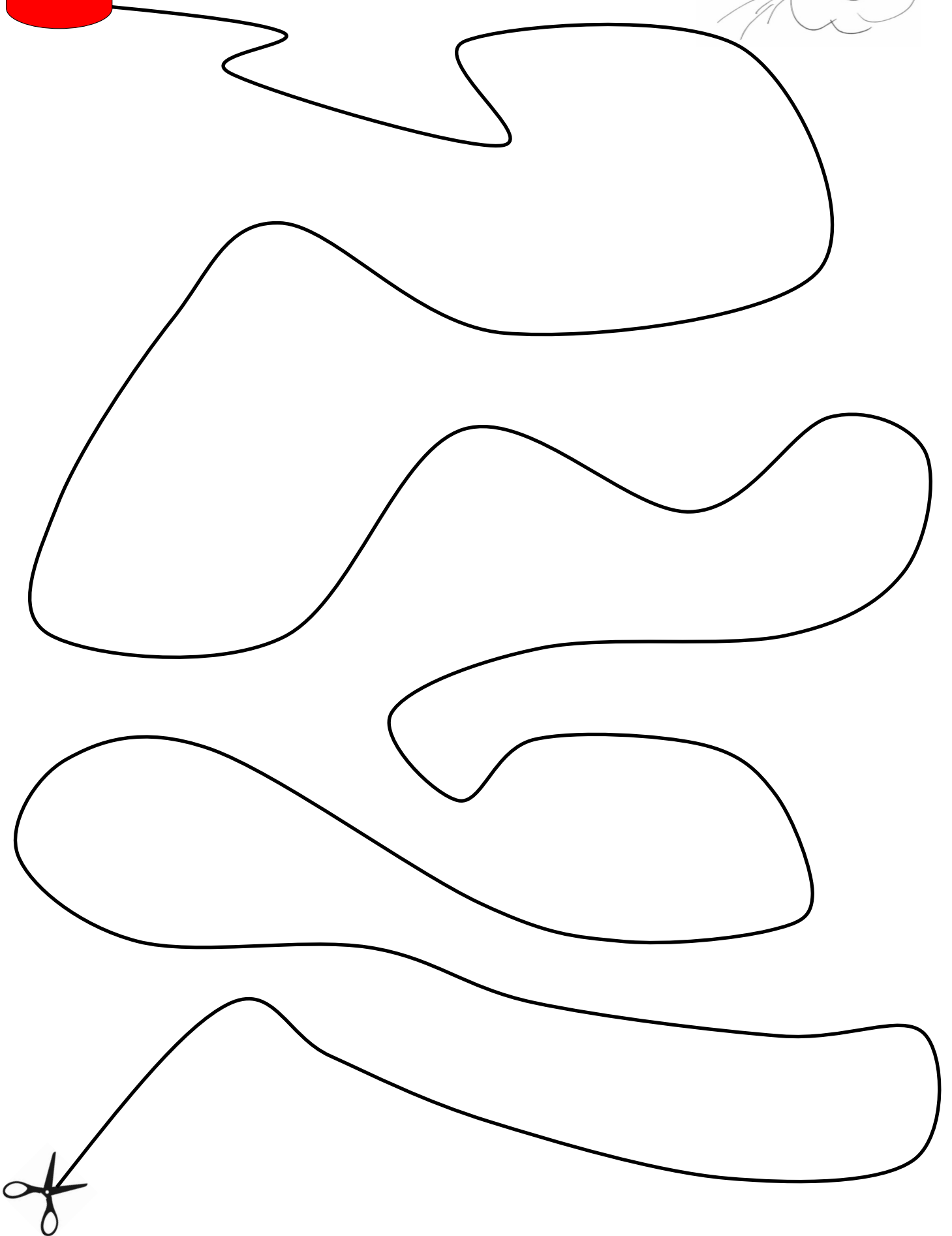

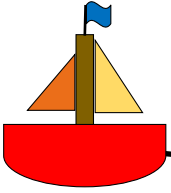
Lets go on a **Around the house Hunt**

How many of these can you find ?

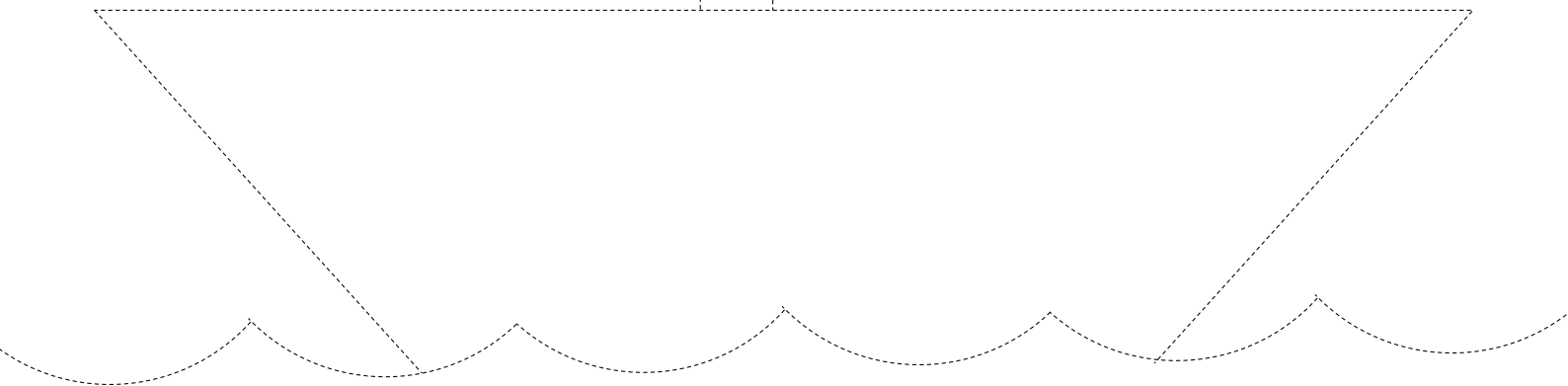
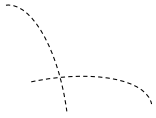


Give it a tick when you see it



Something to CUT




Something to TRACE



Something to DRAW

Draw a boat on the sea



Is it a sailing boat ? a speedboat? a row boat?